

**Citizens' Oversight Committee
of the Cajon Valley Union School District**

**Wednesday, February 12, 2025
3:30 PM**

**Location:
Cajon Valley Union School District
750 E. Main Street, PD Room 3
El Cajon, CA 92020**

MEETING AGENDA

- 1. Call to Order**
- 2. Welcome, Roll Call**
- 3. Approval of Minutes**
- 4. Annual Report**
- 5. Budget & Project Updates**
- 6. Meeting Calendar**
- 7. Discussion/Other**

Next Meeting: Wednesday, June 4, 2025 at 3:30PM in PD Rm 2



Cajon Valley Union School District
750 East Main Street
El Cajon, CA 92020
(619) 588-3000
Website: www.cajonvalley.net

Citizens' Oversight Committee (COC) of the Cajon Valley Union School District

Minutes Unadopted

CALL TO ORDER

The meeting of the Citizens' Oversight Committee was called to order by Kevin Borum on October 3, 2024 at 3:34 p.m. in Professional Development Room 2.

Members Present: Kevin Borum, Felicia Ferrell, Shaun Gabriels, Edith Hernandez, and James Sly. Apologies: Susan Holtz and Lori Trim.

District Staff: Richard DeJarnett, Sharon Dobbins, Miranda Durning, Jonathon Guertin, Vickie Hayman, John Heredia, Lisa Krueger, and Joshua Lunn.

Guests: Steve Devan, President / Chief Executive Officer, East County Schools Federal Credit Union.

WELCOME, ROLL CALL

Kevin called the meeting to order and welcomed everyone, thanking them for their attendance.

Sharon identified the new committee members present. All other members, district staff, and the guest introduced themselves.

APPROVAL OF MINUTES

The minutes from the April 3, 2024 meeting were approved on a motion made by Edith, seconded by Felicia and carried 5-0.

MEASURES D & EE BUDGET AND PROJECT UPDATES

MEASURE D

Sharon reviewed the bond program budget and noted a budget adjustment added to reflect the actual interest earnings received. These funds have been applied to the "New Classrooms/Expanded TK & Support Services" project.

Sharon continued to review the budget vs. the commitments and expenditures as of 6/30/24. She then moved on to the Cash Flow Report, which includes additional details regarding funding, project expenditures and annual fund balances over the life of the bond program.

Sharon noted that the remaining open projects, which will be completed with contingency funds, are: (1) Planning and Conceptual Design for a potential joint-use classroom building/community resource center at Bostonia Global; and (2) Multi-purpose Room Renovations at Hillsdale Middle School. John added that the Hillsdale Middle School project is nearly complete.

Once all projects are complete, remaining bond funds will be applied to the “New Classrooms/Expanded TK & Support Services” project.

MEASURE EE

Sharon reminded the Committee that Measure EE is a \$20 Million bond program, authorized by voters in 2016, specifically intended for classroom technology, using short-term, low-interest financing. \$13 million has been issued to-date. The spending has been slower than originally anticipated due to the receipt of COVID stimulus funds which were used for student computers, allowing the technology bond funds to stretch further. Due to arbitrage regulations, which limit the allowable interest earnings, the District is required to pay a portion of the interest earnings to the IRS (based on calculations performed by the District’s financial consultants).

Jonathon shared that the COVID funding has ended, and Measure EE spending will begin to ramp up again.

Measure W: NOV 5, 2024 BOND ELECTION

Sharon shared that Measure W has received endorsements from: The East County Chamber of Commerce; San Diego Taxpayer’s Association; California School Employees Association (CSEA); and the Parent-Teacher Association (PTA).

Edith shared that flyers supporting Measure W have been distributed, and the PTA is very enthusiastic about the measure. Sharon added that information regarding both the current bond program and the proposed Measure W bond program can be found on the District’s website at cajonvalley.net/bond. The District can and does provide factual information related to Measure W; however, CVUSD employees are prohibited from engaging in campaign activities during their work hours.

Steve noted that he is the treasurer for the campaign committee and is happy to answer any questions. Sharon pointed out that the District has carefully managed its bond program and has been able to complete more projects than originally planned.

James mentioned that there was an argument filed against Measure W. However, Steve shared that the El Cajon Chamber of Commerce voted unanimously to support Measure W, due to the transparency of information shared with past bond measures. Steve added that a unanimous vote by the Chamber for bond endorsement is rare.

Edith thanked the team that attended the PTA meeting for providing information, answering questions and clearing up any misunderstandings.

Sharon reminded the committee that many of the District’s schools are also now eligible for state modernization funding, due to their age. However, the State only provides funding if the District can provide a 40% match. The District’s total state modernization eligibility is over \$130 million.

MEETING / CALENDAR

Sharon reviewed the updated meeting calendar with the Committee, confirming dates and times. Information will be on the website in November. Please contact Sharon or Kevin with any questions.

DISCUSSION / OTHER

Sharon reminded everyone that the bond measure will be on the November ballot.

ADJOURNMENT

The meeting was adjourned at 4:07 p.m.

NEXT MEETING

The next Citizen's Oversight Committee meeting is in person on Wednesday, January 8, 2025 at 3:30pm in Professional Development Room 3 at the Cajon Valley Union School District office. Further information will be sent via email closer to the meeting date.



CAJON VALLEY UNION SCHOOL DISTRICT BOND PROGRAM ANNUAL REPORT OF THE CITIZENS' OVERSIGHT COMMITTEE

DECEMBER 31, 2024

COC Members:

Kevin Borum
Felicia Ferrell
Shaun Gabriels
Edith Hernandez
Susan Holtz
James Sly
Lori Trim

Address:

750 E. Main St
El Cajon, CA 92020

Website:

cajonvalley.net/bond

Phone:

(619) 588-3210

Meetings:

Meetings are open to the public. Check the website for meeting times, agendas, and minutes.

Contents:

Letter to Community.....Page 1
Project HighlightsPage 2
Completed ProjectsPage 3-5
Financial InformationPage 6-7

DRAFT 2/11/2024

To: The Board of Trustees and the Citizens' of the Cajon Valley Union School District

The Citizens' Oversight Committee (COC) is pleased to present its Annual Report to the Community. The COC is an independent committee appointed to inform the public concerning the Cajon Valley Union School District's bond programs. This report provides an overview of the current bond programs, project status information, and audit summary.

The District's construction bond program (Measures C & D) is nearly completed. All planned projects were successfully implemented, and remaining contingency/savings will be used toward the installation of additional classroom buildings to accommodate expanded transitional kindergarten and overall growth in enrollment.

The District's technology bond program (Measure EE) continues to provide student and teacher computers and other classroom technology using short-term (3-year) bonds in order to provide, maintain, and upgrade educational technology to prepare Cajon Valley students for successful futures.

The annual financial and performance audit was completed by the independent Certified Public Accounting firm of Christy White Inc. As in all past years, the audit results were favorable with no instances of non-compliance.

The full audit reports and additional bond program information can be found on the COC's Bond Program website by going to www.cajonvalley.net/bond and clicking on the "Bond Program" link.

Sincerely,

Kevin Borum
Chair, CVUSD Citizens' Oversight Committee

2024 PROJECT HIGHLIGHTS

- ◇ **Bostonia Global Planning:** A conceptual design was developed for a potential new joint-use classroom building/community resource center at Bostonia Global's upper-grade campus.



- ◇ **Facilities Master Plan:** The District completed a new Facility Master Plan, including a needs assessment and cost estimates. The plan, which is a product of rigorous collaboration and coordination with a multidisciplinary team of planning and architectural professionals, along with stakeholder input, reflects a vision of how educational facilities can be used to create environments that support desired educational outcomes.
- ◇ **Hillsdale MS Multi-purpose Building Upgrades:** The Hillsdale Middle School's Multi-purpose Building Upgrade project was completed.
- **Classroom Technology (Measure EE short-term technology bonds):** Measure EE funding was used to purchase classroom technology devices such as student and teacher computers, Apple TV devices, projectors, and document cameras.

PLANNED FOR 2025

- ◇ **New Classrooms for Expanded TK and Support Services:** As the bond program comes to a close, remaining contingency funds will be used to add portable classroom buildings to accommodate growth, expanded transitional kindergarten, and student support services.
- **Classroom Technology (Measure EE short-term technology bonds):** Measure EE funds will continue to be used for classroom technology at all schools.

COMPLETED PROJECTS

Anza Elementary School — New Classroom

Buildings: Six old portable classrooms were replaced with new, permanent classroom buildings, which include restrooms, and learning support spaces. A new playground was also added. The new buildings were occupied in August 2019.



Bostonia Global Planning — A conceptual design was developed for a new joint-use classroom building/ community resource center at Bostonia Global's upper-grade campus.

Cajon Valley Middle School Rebuilding Project:



Construction of the final new building was completed in August 2011. This project, which completes the rebuilding of the entire school campus, consists of 20 classrooms, a library, and serving kitchen.

Clock Systems: New Clock Systems were installed at Anza, Chase, Fuerte, Hall, Johnson, Madison, Magnolia, Meridian, and Naranca Elementary Schools, as well as, Emerald and Greenfield Middle Schools, and EJE Charter Academy.

Electrical Upgrades: Electrical upgrade projects were completed over the Summer 2010 at Chase Elementary, Madison Elementary and Emerald Middle School.

Facilities Master Plan: The District created an updated Facilities Master Plan in 2024.

Fencing Projects: Fencing enhancements were completed at all schools to improve security.

Heating Ventilation & Air Conditioning

Replacements: The HVAC replacements were completed each summer at the following sites: Anza, Chase, Crest, Madison, Meridian and Naranca in 2010; Emerald, Flying Hills, Fuerte, Johnson, Magnolia, and Rancho San Diego in 2011; EJE/Cuyamaca in 2012; Vista Grande in 2013; Bostonia and Montgomery in 2016.

Hillsdale MS Multi-purpose Building Upgrades —

Hillsdale Middle School's Multi-purpose Building Upgrade project was completed.

Johnson Elementary School — New Classroom

Buildings: Nine old portable classrooms were replaced with a new, permanent 2-story classroom building, which include restrooms, and learning support spaces. The new building was occupied in September 2020.



Lexington Elementary

School — Rebuilding:

This new school was constructed adjacent to the original (60-year old) school on the existing 9 acre campus. The original school buildings served as



interim housing during construction, and were demolished when the new facility was completed in summer 2015.

Lighting Retrofits: Energy efficient lighting was installed at all sites.

Locker Room Upgrades/Egress: Upgrades were made to middle school locker rooms for safe egress and compliance with current code requirements.

Magnolia Elementary School — New Classroom Building and Renovations:



Old portable classroom buildings were removed and replaced with a new building, including 8 classrooms; 2 staff restrooms; and 2 office/small group instruction spaces. The renovations include:

multipurpose building remodeling; kitchen expansion; creation of additional small group instruction spaces and a library/maker space; as well as, classroom and playground renovations.

Minor Renovations: Minor renovations/ security upgrades were completed at Bostonia, Chase, Flying Hills, Fuerte, Hall, Johnson, Madison, Magnolia, Naranca, and Rios Elementary Schools, as well as Hillsdale Middle School and Sevvick Preschool.

COMPLETED PROJECTS (continued)

Modernization — Rancho San Diego: The Rancho San Diego Modernization project was completed in September 2012. This project included renovation of the existing campus, as well as replacement of three portable classroom buildings with new steel/wood-framed modular classrooms, including restrooms. Additional remodeling to move the office to the front of the campus, for improved security, was completed in the summer of 2017.



Modernization – Vista Grande: The Vista Grande modernization project, which included renovation of the existing campus, as well as replacement of four portable classroom buildings with new steel/wood-framed modular classrooms, was substantially completed over the summer of 2012. New porticos and accessible parking improvements were completed over winter break of 2012/2013. Additional remodeling to move the office to the front of the campus, for improved security, was completed in the summer of 2017.

Multipurpose Building Expansion — Flying Hills Elementary School: 1162 sq. ft. was added to the multipurpose building, as well as, a 1162 sq. ft. basement below for storage of props and costumes. Construction began in October 2009 and was completed in April 2010.

Naranca Elementary School — New Classroom Buildings: Seven old portable classrooms were replaced with new, permanent classroom buildings, which include restrooms, and learning support spaces. The new buildings were occupied in August 2021.



New Gymnasium/ Multipurpose Building/ Administration & Kitchen Buildings (Emerald Middle School): This project, which includes a new



indoor gymnasium/ multipurpose building, locker rooms, kitchen, lunch shelter, and school office

was constructed using the design-build procurement method. The new buildings were occupied in August 2016.

New Gymnasium / Multipurpose Building (Greenfield Middle School): This project, which includes: a gymnasium; locker rooms; theater; music/band



room; serving kitchen; school offices; and six classrooms, was completed April 2013.

New Gymnasium & Renovation (Montgomery Middle School): The Montgomery Middle School



project includes: a new gymnasium/multipurpose building; swimming pool, tennis court, and locker room renovations; painting; reroofing; new classroom skylights; and landscape/ hardscape improvements. The project was completed in summer/fall 2015.

COMPLETED PROJECTS (continued)

Parking Lot Upgrades: Parking lot upgrades were completed at Avocado and WD Hall Elementary Schools in 2013.

Playground Upgrades: New playground equipment was installed at Anza, Meridian, Naranca, and W.D. Hall



Elementary Schools in summer 2009. Blossom Valley Elementary School playground upgrades were completed in summer 2010. Additionally, new

playground equipment was installed at Lexington and Magnolia elementary schools as part of the new construction projects at those sites.

Security Cameras: Security cameras were installed at Anza, Avocado, Bostonia, Flying Hills, Hall, Johnson, Madison, and Naranca Elementary Schools and Cajon Valley, Emerald, Greenfield, Hillsdale, and Montgomery Middle Schools from 2009 through 2017.

Security Lighting: Exterior, LED motion-controlled lighting was installed at all campuses.

Sevick Renovation Planning: Schematic design was completed for future renovations at Sevick School.

Sidewalk/Walkway Replacements: Old, cracked walkways were replaced with new concrete walkways at Greenfield Middle School.

Technology (Infrastructure): Technology infrastructure upgrades were completed at all schools. The upgrades include: cabling; data storage and management system; IDF (Intermediate Distribution Frame) and MDF (Main Distribution Frame) equipment room modifications; campus-wide wireless access; infrastructure for Internet-accessible projectors; and Voice Over Internet Protocol (VoIP) phone systems.



Technology (Educational Technology): Short-term bonds were used to fund a portion of the cost for educational technology devices for the District-wide 1:1 initiative.



Waterline Project: A new waterline was installed at Meridian Elementary in Spring 2008.

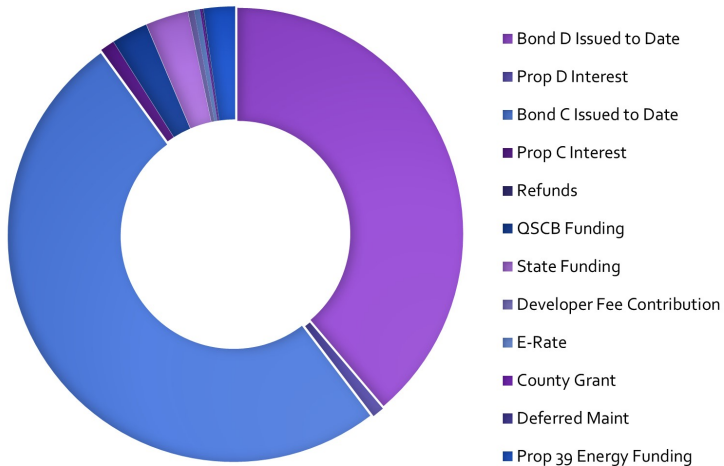
Window Replacements: Windows were replaced at Blossom Valley Elementary, Jamacha Elementary and Hillsdale Middle School from 2016 to 2018.

FINANCIAL INFORMATION

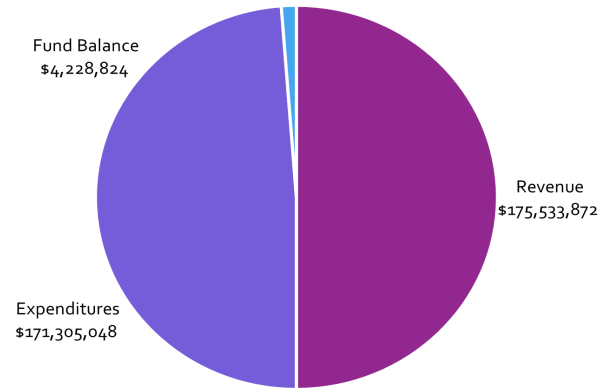
Budget Overview 7/1/2008 - 6/30/2024 MEASURES C & D

	Bond Authorization		Revenues		Expenditures	Fund Balance
Total Bonds Authorized	\$	156,500,000				
Bond D Issued to Date	\$	(68,092,992)	\$	68,092,992		
Bond C Issued to Date	\$	(88,400,000)	\$	88,400,000		
QSCB Funding			\$	4,551,940		
State Funding			\$	5,354,017		
Interest Earned			\$	3,263,144		
Misc. Rebates/Refunds			\$	11,620		
E-Rate			\$	727,656		
Developer Fee Contribution			\$	777,265		
County Grant			\$	228,057		
Deferred Maintenance			\$	200,000		
Prop 39-Energy Efficiency			\$	3,927,181		
Bond Program Expenditures					\$ 171,305,048	
Totals as of 6/30/24:	\$	7,008	\$	175,533,872	\$ 171,305,048	\$ 4,228,824

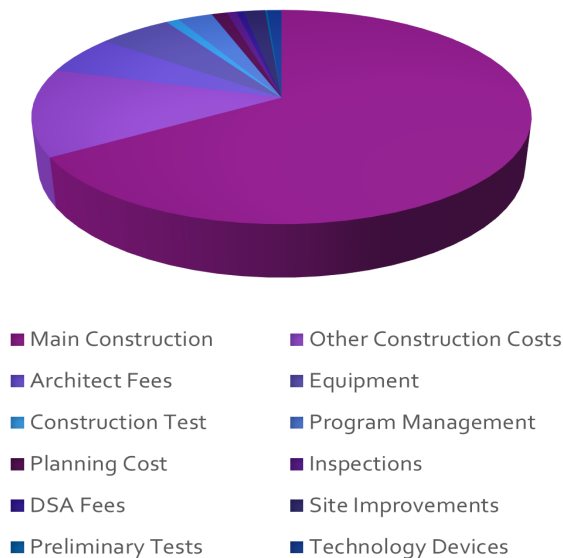
Revenue Sources Total \$175,533,872



Prop C & D Revenues, Expenditures, and Fund Balance as of 6/30/24



Prop C & D Expenditures
\$171,305,046



Expenditure Detail

Main Construction	\$	113,468,551	66.24%
Other Construction Costs	\$	22,675,529	13.24%
Architect Fees	\$	10,075,157	5.88%
Equipment	\$	9,540,820	5.57%
Construction Test	\$	1,710,207	1.00%
Program Management	\$	4,590,395	2.68%
Planning Cost	\$	2,012,715	1.17%
Inspections	\$	1,283,436	0.75%
DSA Fees	\$	919,723	0.54%
Site Improvements	\$	2,852,986	1.67%
Preliminary Tests	\$	301,928	0.18%
Technology Devices	\$	1,863,884	1.09%
Library Books	\$	9,717	0.01%
Total Expenditures	\$	171,305,048	100 %

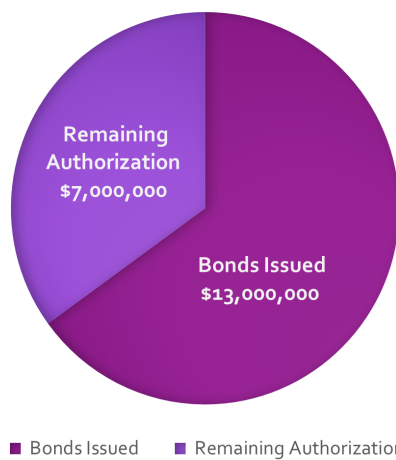
FINANCIAL INFORMATION (continued)

EDUCATIONAL TECHNOLOGY BONDS — MEASURE EE

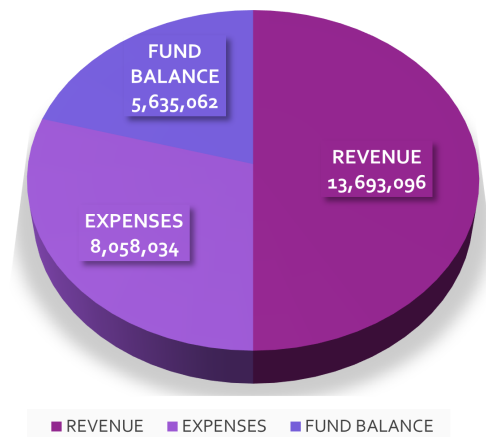
(Short-term Bonds Structured with a 3-year payback for Educational Technology)

	Bond Authorization	Revenues	Expenditures	Fund Balance
Total Bonds Authorized	20,000,000			
Prop EE Bonds Issued to Date	(13,000,000)	13,000,000		
Interest Earned		639,096		
Bond Program Expenditures			8,058,034	
Totals as of 6/30/24	7,000,000	13,693,096	8,058,034	5,635,062

Measure EE
Total Bond Authorization = 20,000,000



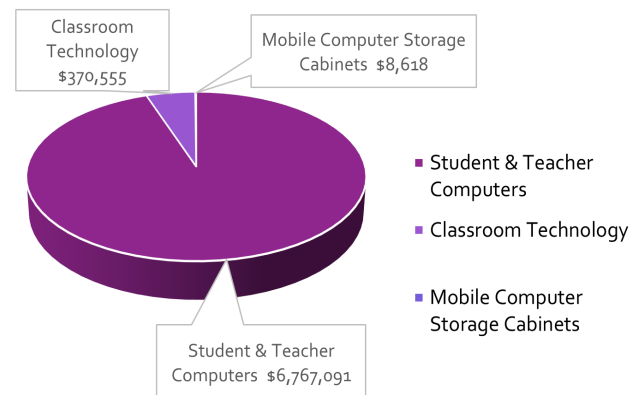
Measure EE Revenues, Expenditures and Fund Balance as of 6/30/2024



Expenditure Detail

Student & Teacher Computers	\$ 7,063,861
Classroom Technology	\$ 985,555
Mobile Computer Storage Cabinets	\$ 8,618
Total Expenditures	\$ 8,058,034

Measure EE Expenditure Detail



FINANCIAL AND PERFORMANCE AUDITS: Independent financial and performance audits of the District's bond programs are conducted each year. The complete audit reports are posted on the bond program website at cajonvalley.net/bond.

**CAJON VALLEY UNION SCHOOL DISTRICT
BOND PROGRAM BUDGET (MEASURES D & C)**

12/31/2024

Estimated Revenue

Revenue Source	Current Budget	Budget Adjustments	Revised Budget	Budget Adjustment Rationale
Prop D Bond	68,092,992		68,092,992	
Interest-Prop D	1,480,757		1,480,757	
Prop C Bond	88,400,000		88,400,000	
Interest-Prop C	1,782,387		1,782,387	
QSCB Proceeds	4,551,940		4,551,940	
State Funding	5,354,017		5,354,017	
E-Rate	727,656		727,656	
Developer Fees	777,265		777,265	
County Grant	228,057		228,057	
Deferred Maintenance	200,000		200,000	
Prop 39-Energy Efficiency	3,927,181		3,927,181	
Refunds	11,620		11,620	
TOTAL	175,533,872	-	175,533,872	

Estimated Expenditures

Project#	Project Name	School Name	Current Budget	Budget Adjustments	Revised Budget	Budget Adjustment Rationale
D-7501	Water Line Replacement	Meridian	54,892		54,892	
D-7502	Security Camera Upgrades	Various	1,124,637		1,124,637	
D-7503	Clock System Upgrades	Various	76,507		76,507	
D-7504	Playground Upgrades	Various	290,102		290,102	
D-7505	New Gymnasium/MPB	Greenfield MS	13,035,706		13,035,706	
D-7506	Electrical Upgrades	Various	930,567		930,567	
D-7507	New 2-Story Classroom Bldg	Cajon Valley MS	14,630,360		14,630,360	
D-7508	HVAC	Various	10,600,802		10,600,802	
D-7509	MPR Remodel	Flying Hills	587,462		587,462	
D-7510	Modernization	Vista Grande	4,598,383		4,598,383	
D-7511	Modernization	Rancho San Diego	4,469,732		4,469,732	
D-7512	Technology Infrastructure	Various	26,725,961		26,725,961	
D-7513	Reconstruction	Lexington	31,117,584		31,117,584	
D-7515	New Gym/MPB, Admin & Kitchen Buildings	Emerald MS	13,225,089		13,225,089	
D-7516	New Gym/MPB & Renovations	Montgomery MS	12,230,888		12,230,888	
D-7519	Fencing	Various	1,311,138		1,311,138	
D-7522	Parking Lot Upgrades	Various	219,869		219,869	
D-7524	Minor Renovations	Various	314,945		314,945	
D-7525	Security Lighting	Various	304,784		304,784	
D-7526	Sidewalk Upgrades	Various	484,620		484,620	
D-7527	Window Replacement	BV, HM, JA	220,320		220,320	
D-7528	Educational Technology	Various	1,800,000		1,800,000	
D-7529	New Classroom Bldgs & Renovations	Magnolia	8,339,131		8,339,131	
D-7531	New Classroom Bldgs & Renovations	Anza	4,662,644		4,662,644	
D-7532	New Classroom Bldgs & Renovations	Johnson	8,308,576		8,308,576	
D-7533	New Classroom Bldgs & Renovations	Naranca	5,857,932		5,857,932	
D-7534	Bostonia Global Programming	Bostonia	189,582		189,582	
D-7535	Locker Room Upgrades	Middle Schools (6)	410,452		410,452	
D-7540	Lighting Retrofit	Various	587,709		587,709	
D-7543	HMS MPB Renovation	Hillsdale MS	750,000	(67,475)	682,525	Adjust budget to reflect final project cost, move savings to Program Management
D-7544	Sevick Renovation Planning	Sevick	57,300		57,300	
D-7545	New Classrooms Expanded TK & Support Services	Various	3,341,198		3,341,198	
D-7599	Program Management	N/A	4,675,000	67,475	4,742,475	Increase Program Management budget to cover final costs.
	Contingency	N/A	-		-	
Totals			175,533,872	-	175,533,872	

CAJON VALLEY UNION SCHOOL DISTRICT
CONSTRUCTION BOND PROGRAM
MEASURES D and C

**Budget vs. Commitments and Expenditures
as of 02.05.2025**

	BUDGET		COMMITMENTS		EXPENDITURES	
Project Name	Total Budget	Total Commitments	Remaining Against Budget	Total Expenditures	Remaining Against Committed	Remaining Against Budget
D-7501 Water Line Replacement	54,892	54,892	-	54,892	-	-
D-7502 Security Cameras Upgrades	1,124,637	1,124,637	-	1,124,637	-	-
D-7503 Clock Systems Upgrades	76,507	76,507	-	76,507	-	-
D-7504 Playgrounds Upgrades	290,102	290,102	-	290,102	-	-
D-7505 GMS Gym/MP Bldg	13,035,706	13,035,706	-	13,035,706	-	-
D-7506 Electrical Upgrades	930,567	930,567	-	930,567	-	-
D-7507 CVMS New 2-Story Classroom Bldg	14,630,360	14,630,360	-	14,630,360	-	-
D-7508 HVAC	10,600,802	10,600,802	-	10,600,802	-	-
D-7509 FH MPR Remodel	587,462	587,462	-	587,462	-	-
D-7510 VG Modernization	4,598,383	4,598,383	-	4,598,383	-	-
D-7511 RSD Modernization	4,469,732	4,469,732	-	4,469,732	-	-
D-7512 Technology Infrastructure	26,725,961	26,725,961	-	26,725,961	-	-
D-7513 Lexington Reconstruction	31,117,584	31,117,584	-	31,117,584	-	-
D-7515 EMS Gym/MPB, Admin & Kitchen	13,225,089	13,225,089	-	13,225,089	-	-
D-7516 MMS Gym/MPB & Renovations	12,230,888	12,230,888	-	12,230,888	-	-
D-7519 Fencing	1,311,138	1,311,138	-	1,311,138	-	-
D-7522 Parking Lot Upgrades	219,869	219,869	-	219,869	-	-
D-7524 Minor Renovations	314,945	314,945	-	314,945	-	-
D-7525 Security Lighting	304,784	304,784	-	304,784	-	-
D-7526 Sidewalk Upgrades	484,620	484,620	-	484,620	-	-
D-7527 Window Replacements	220,320	220,320	-	220,320	-	-
D-7528 Educational Technology	1,800,000	1,800,000	-	1,800,000	-	-
D-7529 MG New Classroom/Renovations	8,339,131	8,339,131	-	8,339,131	-	-
D-7531 AN New Classroom & Renovations	4,662,644	4,662,644	-	4,662,644	-	-
D-7532 JO New Classroom & Renovations	8,308,576	8,308,576	-	8,308,576	-	-
D-7533 NA New Classroom & Renovations	5,857,932	5,857,932	-	5,857,932	-	-
D-7534 Bostonia Global Planning	189,582	189,582	-	179,510	10,073	10,073
D-7535 Locker Room Upgrades	410,452	410,452	-	410,452	-	-
D-7540 Lighting Retrofit	587,709	587,709	-	587,709	-	-
D-7543 HMS MPB	682,525	682,525	-	682,525	-	-
D-7544 Sevvick Renovations	57,300	57,300	-	57,300	-	-
D-7545 New Classrooms Expanded TK & SS	3,341,198	-	3,341,198	-	-	3,341,198
D-7599 Program Management	4,742,475	4,660,664	81,811	4,651,692	8,972	90,783
D-7599 Contingency	-	-	-	-	-	-
Totals	175,533,872	172,110,863	3,423,009	172,091,819	19,044	3,442,053

Report Date: 02.05.2025

EDUCATIONAL TECHNOLOGY BOND FUND 2110 (MEASURE EE)

07/01/2016 - to date

DATE	BONDS AUTHORIZED	BONDS ISSUED	REMAINING AUTHORIZATION
Nov-16	20,000,000		20,000,000
Mar-17		6,000,000	14,000,000
Oct-19		7,000,000	7,000,000
TOTALS	20,000,000	13,000,000	7,000,000

	REVENUE	EXPENSES	FUND BALANCE
PROP EE PROCEEDS	13,000,000.00		13,000,000.00
INTEREST EARNED	709,934.51		13,709,934.51
EXPENSES		\$ 8,694,394.78	5,015,539.73
TOTALS	13,709,934.51	8,694,394.78	5,015,539.73

Encumbrances	\$ 1,928,536.20
--------------	-----------------

Available Balance (Fund Balance less Encumbrances)	\$ 3,087,003.53
--	-----------------

EDUCATIONAL TECHNOLOGY BOND FUND 2110 (MEASURE EE) EXPENSES

				Expenditures											
PO#	Vendor Name	Description	Total Authorized Fund 2110 Amount	16/17	17/18	18/19	19/20	20/21	21/22	*22/23	23/24	24/25 (to date)	Total Expenses	Encumbrances	
1706014	Apple	Teacher Computers	\$ 240,383.10	\$ 240,383.10									\$ 240,383.10	\$ -	
1707275	Unistar	Student Computers	\$ 16,156.69	\$ 16,156.69									\$ 16,156.69	\$ -	
1704993	Apple	Teacher Computers	\$ 15,919.72	\$ 15,919.72									\$ 15,919.72	\$ -	
1704965	Unistar	Student Software	\$ 28,751.98	\$ 28,751.98									\$ 28,751.98	\$ -	
1705093	Unistar	Teacher Software	\$ 8,171.61	\$ 8,171.61									\$ 8,171.61	\$ -	
1704964	CDW	Chromebook Cabinets	\$ 8,617.78	\$ 8,617.78									\$ 8,617.78	\$ -	
1800530	CDW	Student Computers	\$ 99,599.25		\$ 99,599.25								\$ 99,599.25	\$ -	
1800915	Apple	Teacher Computers	\$ 53,722.27		\$ 53,722.27								\$ 53,722.27	\$ -	
1800574	Troxell	Classroom Technology	\$ 286,718.55		\$ 286,718.55								\$ 286,718.55	\$ -	
1800576	Pathway Comm	Classroom Technology	\$ 2,273.21		\$ 2,273.21								\$ 2,273.21	\$ -	
1800575	CDW	Classroom Technology	\$ 19,848.72		\$ 19,848.72								\$ 19,848.72	\$ -	
1801667	CDW	Student Computers	\$ 67,698.50		\$ 67,698.50								\$ 67,698.50	\$ -	
1801864	CDW	Student Computers	\$ 617,825.25		\$ 617,825.25								\$ 617,825.25	\$ -	
1803010	FIREFLY	Student Computers	\$ 29,038.25		\$ 29,038.25								\$ 29,038.25	\$ -	
1805873	FIREFLY	Classroom Technology	\$ 1,060.47		\$ 1,060.47								\$ 1,060.47	\$ -	
1805564	Apple	Student Computers	\$ 318,396.63		\$ 318,396.63								\$ 318,396.63	\$ -	
1805597	Troxell	Classroom Technology	\$ 1,390.32		\$ 1,390.32								\$ 1,390.32	\$ -	
N/A	N/A	Claims & Returns	\$ (6,523.34)		\$ (3,160.88)	\$ (3,362.46)							\$ (6,523.34)	\$ -	
1806668	EN-NET SERVICES, LLC	Student Computers	\$ 194,850.00			\$ 194,850.00							\$ 194,850.00	\$ -	
1900092	CDW GOVERNMENT	Student Computers	\$ 1,217,041.88			\$ 1,217,041.88							\$ 1,217,041.88	\$ -	
1900686	APPLE INC.	Teacher Computers	\$ 131,082.40			\$ 131,082.40							\$ 131,082.40	\$ -	
1900916	CDW GOVERNMENT	Student Computers	\$ 1,633,320.00			\$ 1,633,320.00							\$ 1,633,320.00	\$ -	
1901422	TROXELL COMMUNICAT	Classroom Technology	\$ 21,100.73			\$ 21,100.73							\$ 21,100.73	\$ -	
1902607	CDW GOVERNMENT	Student Computers	\$ 119,041.31			\$ 119,041.31							\$ 119,041.31	\$ -	
1902611	CDW GOVERNMENT	Student Computers	\$ 3,031.00			\$ 3,031.00							\$ 3,031.00	\$ -	
N/A	N/A	Claims & Returns	\$ (3,562.38)			\$ (3,562.38)							\$ (3,562.38)	\$ -	
N/A	N/A	Claims & Returns	\$ (1,991.62)			\$ (1,991.62)							\$ (1,991.62)	\$ -	
N/A	N/A	Claims & Returns	\$ (12,547.16)			\$ (12,547.16)							\$ (12,547.16)	\$ -	
1906278	TROXELL COMMUNICAT	Classroom Technology	\$ 7,193.22			\$ 7,193.22							\$ 7,193.22	\$ -	
N/A	N/A	Claims & Returns	\$ (4,311.81)			\$ (4,311.81)							\$ (4,311.81)	\$ -	
N/A	N/A	Claims & Returns	\$ (4,837.71)			\$ (4,837.71)							\$ (4,837.71)	\$ -	
N/A	N/A	Claims & Returns C/L	\$ (1,330.73)			\$ (1,330.73)							\$ (1,330.73)	\$ -	
N/A	N/A	Claims & Returns C/L	\$ (1,490.54)			\$ (1,490.54)							\$ (1,490.54)	\$ -	
12000095	AREY JONES	Student Computers	\$ 770,349.14				\$ 770,349.14						\$ 770,349.14	\$ -	
12000191	AREY JONES	Student Computers	\$ 834,099.53				\$ 834,099.53						\$ 834,099.53	\$ -	
12001046	AREY JONES	Student Computers	\$ 98,310.54				\$ 98,310.54						\$ 98,310.54	\$ -	
12004460	Apple	Teacher Computers	\$ 286,267.13				\$ 286,267.13						\$ 286,267.13	\$ -	
N/A	N/A	Claims & Returns	\$ (2,682.34)				\$ (2,682.34)						\$ (2,682.34)	\$ -	
12006927	Amazon	Classroom Technology	\$ 470.89				\$ 470.89						\$ 470.89	\$ -	
12006917	DIGITAL NETWORKS	Classroom Technology	\$ 9,070.27				\$ 9,070.27						\$ 9,070.27	\$ -	
JE 1493	WILLDAN FINANCIAL SE	Arbitrage Services											\$ -	\$ -	
N/A	N/A	Claims & Returns	\$ (1,197.27)					\$ (1,197.27)					\$ (1,197.27)	\$ -	
N/A	N/A	Claims & Returns	\$ (50.00)					\$ (50.00)					\$ (50.00)	\$ -	
N/A	N/A	Claims & Returns	\$ (50.00)					\$ (50.00)					\$ (50.00)	\$ -	
N/A	N/A	Claims & Returns	\$ (50.00)					\$ (50.00)					\$ (50.00)	\$ -	
N/A	N/A	Claims & Returns	\$ (1,212.92)					\$ (1,212.92)					\$ (1,212.92)	\$ -	
N/A	N/A	Claims & Returns	\$ (1,490.24)					\$ (1,490.24)					\$ (1,490.24)	\$ -	
N/A	N/A	Claims & Returns	\$ (50.00)					\$ (50.00)					\$ (50.00)	\$ -	
N/A	N/A	Claims& Returns	\$ (250.00)					\$ (250.00)					\$ (250.00)	\$ -	
12105497	Apple	Teacher Computers	\$ 27,912.94				\$ 27,912.94						\$ 27,912.94	\$ -	
N/A	N/A	Claims & Returns	\$ (250.00)					\$ (250.00)					\$ (250.00)	\$ -	
12201398	Troxell	Classroom Technology	\$ 10,033.04						\$ 10,033.04				\$ 10,033.04	\$ -	

12200444	Troxell	Classroom Technology		\$	6,019.84					\$	6,019.84					\$	6,019.84	\$	-								
12200746	Apple	Classroom Technology		\$	3,196.28					\$	3,196.28					\$	3,196.28	\$	-								
12200446	Pathway Comm	Classroom Technology		\$	2,179.49					\$	2,179.49					\$	2,179.49	\$	-								
N/A	N/A	Claims & Returns		\$	(1,232.92)					\$	(1,232.92)					\$	(1,232.92)	\$	-								
N/A	N/A	Claims & Returns		\$	(1,232.92)					\$	(1,232.92)					\$	(1,232.92)	\$	-								
N/A	N/A	Claims & Returns		\$	(1,232.92)					\$	(1,232.92)					\$	(1,232.92)	\$	-								
N/A	N/A	Claims & Returns		\$	(150.00)					\$	(150.00)					\$	(150.00)	\$	-								
N/A	N/A	Claims & Returns		\$	(250.00)					\$	(250.00)					\$	(250.00)	\$	-								
N/A	N/A	Claims & Returns		\$	(878.17)					\$	(878.17)					\$	(878.17)	\$	-								
N/A	N/A	Claims & Returns		\$	(767.92)					\$	(767.92)					\$	(767.92)	\$	-								
N/A	N/A	Claims & Returns		\$	1,232.92					\$	1,232.92					\$	1,232.92	\$	-								
N/A	N/A	Claims & Returns		\$	1,232.92					\$	1,232.92					\$	1,232.92	\$	-								
N/A	N/A	Claims & Returns		\$	1,232.92					\$	1,232.92					\$	1,232.92	\$	-								
N/A	N/A	Claims & Returns		\$	150.00					\$	150.00					\$	150.00	\$	-								
N/A	N/A	Claims & Returns		\$	250.00					\$	250.00					\$	250.00	\$	-								
N/A	N/A	Claims & Returns		\$	878.17					\$	878.17					\$	878.17	\$	-								
N/A	N/A	Claims & Returns		\$	767.92					\$	767.92					\$	767.92	\$	-								
12300031	PATHWAY COMMUNAT	Classroom Technology		\$	32,094.50						\$	32,094.50				\$	32,094.50	\$	-								
12300593	AREY JONES EDUCATIO	Chromebook Software Licensing		\$	182,048.89						\$	182,048.89				\$	182,048.89	\$	-								
12303415	PATHWAY COMMUNAT	Classroom Technology	30-Projectors, Epson	\$	20,667.09						\$	20,667.09				\$	20,667.09	\$	-								
12307298	BLUUM USA INC	Classroom Technology	30-Color Projectors	\$	30,364.13						\$	30,364.13				\$	30,364.13	\$	-								
12401289	AREY JONES EDUCATIO	Student Computers	53-Chrombooks w/OSMng	\$	21,649.05							\$	21,649.05			\$	21,649.05	\$	-								
12402047	APPLE INC	Classroom Technology	21-Apple TV + ethernet	\$	3,513.14							\$	3,513.14			\$	3,513.14	\$	-								
12402073	BLUUM USA INC	Classroom Technology	21- Wall mounted Samsun	\$	18,298.15							\$	18,298.15			\$	18,298.15	\$	-								
12402604	AREY JONES EDUCATIO	Classroom Technology	1-Interactive prometean	\$	4,463.54							\$	4,463.54			\$	4,463.54	\$	-								
12401792	US TREASURY		Arbitrage	\$	83,879.35							\$	83,879.35			\$	83,879.35	\$	-								
12401847	WILLDAN FINANCIAL		Arbitrage Services	\$	2,000.00							\$	2,000.00			\$	2,000.00	\$	-								
12402412	BLUUM USA INC	Classroom Technology	25 Projectors	\$	28,861.35							\$	28,861.35			\$	28,861.35	\$	-								
12404404	BLUUM USA INC	Classroom Technology	35 Projectors	\$	40,122.87							\$	40,122.87			\$	40,122.87	\$	-								
12405683	PATHWAY COMM	Classroom Technology	200 Projectors	\$	235,573.67							\$	235,573.67			\$	235,573.67	\$	-								
12408000	APPLE INC	Classroom Technology	6 Ipads Wifi	\$	2,548.01							\$	2,548.01			\$	2,548.01	\$	-								
12408115	PATHWAY COMM	Classroom Technology	150 Projectors	\$	203,661.58							\$	203,661.58			\$	203,661.58	\$	-								
12408028	APPLE INC	Classroom Technology	6 Apple TV Wifi +Ethernet	\$	358.59							\$	358.59			\$	358.59	\$	-								
12408029	BLUUM USA INC	Classroom Technology	2 Samsung TV, Wall Moun	\$	1,666.12							\$	1,666.12			\$	1,666.12	\$	-								
12501017	Arey Jones Educational	Student Computers	70 HP Chrombooks	\$	27,648.08								\$	27,648.08		\$	27,648.08	\$	-								
12501147	Apple Inc	Classroom Technology	200 MacBook Air/Apple Ca	\$	259,964.51								\$	259,964.51		\$	259,964.51	\$	-								
12501215	Apple Inc	Classroom Technology	50 MacBook Air/Apple Car	\$	55,429.88								\$	55,429.88		\$	55,429.88	\$	-								
12502454	Pathway Communications	Classroom Technology	60 Projectors	\$	273,439.53								\$	273,439.53		\$	273,439.53	\$	-								
12503185	Pathway Communications	Classroom Technology	Projectors	\$	13,368.88								\$	13,368.88		\$	13,368.88	\$	-								
12502563	Arey Jones Educational	Student Computers	10 Chromebooks	\$	3,949.73								\$	3,949.73		\$	3,949.73	\$	-								
12505965	BLUUM USA INC	Classroom Technology	Motorized HT ADJ Mobile	\$	974.24								\$	974.24		\$	974.24	\$	-								
JE 1742	Costco	Classroom Technology	COM-TV FOR AV	\$	1,406.74								\$	1,406.74		\$	1,406.74	\$	-								
12506035	Apple Inc	Classroom Technology	AMF PRO IOS/TVOS (ED	\$	179.29								\$	179.29		\$	179.29	\$	-								
12506795	Arey Jones Educational	Student Computers	6000 Chromebooks w/ cas	\$	1,928,536.20											\$	-	\$	1,928,536.20								
																\$	-	\$	-								
TOTALS				\$	10,622,930.98	\$	318,000.88	\$	1,494,410.54	\$	3,293,226.13	\$	1,995,885.16	\$	23,312.51	\$	21,428.65	\$	265,174.61	\$	646,595.42	\$	636,360.88	\$	8,694,394.78	\$	1,928,536.20



CAJON VALLEY

UNION SCHOOL DISTRICT

CITIZENS' OVERSIGHT COMMITTEE (COC)

MEETING SCHEDULE

2024/2025

Date	Time	Location
Wednesday, July 24, 2024	8:30 AM	PROJECT TOUR (see schedule below*)
Wednesday, October 2, 2024	3:30 PM	CVUSD, PD RM 2, 750 E. Main St, El Cajon, CA 92020
Wednesday, February 12, 2025	3:30 PM	CVUSD, PD RM 3, 750 E. Main St, El Cajon, CA 92020
Wednesday, June 4, 2025	3:30 PM	CVUSD, PD RM 2, 750 E. Main St, El Cajon, CA 92020

***7/24/2024 PROJECT TOUR SCHEDULE**

Time	Location
8:30 AM	Anza Elementary School 1005 Anza St., El Cajon, CA 92020
9:20 AM	Montgomery Middle School 1570 Melody Ln., El Cajon, CA 92019
10:10 AM	Johnson Elementary School 500 W. Madison Ave., El Cajon, CA 92020